



## STADIO

surface

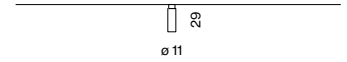
**EN** Cylindrical surface mounted miniature spotlight made of aluminium; surface lacquered; spotlight head rotatable and tiltable; high quality lens system; precise radiation characteristics with different beam angles; energy-efficient LEDs with very good colour rendering; plug and play electrical connector system for toolless mounting; converter plug and play; converter separately available

**DE** Zylindrischer Miniatur-Anbaustrahler aus Aluminium; Oberfläche lackiert; Strahlerkopf dreh- und schwenkbar; hochwertige Linsensystem; präzise Abstrahlcharakteristik mit verschiedenen Ausstrahlwinkeln; energieeffiziente LEDs mit sehr guter Farbwiedergabe; durchkontaktiertes elektrisches Stecksystem für werkzeuglose Montage; Konverter steckerfertig vorkonfektioniert; Konverter ist separat zu bestellen

### Quickinfo

3000 K, 4000 K  
 CRI  $\geq$  95 (R9  $\geq$  90)  
 L90 @ 50000h  
 up to 60lm per spot  
 non DIM, DALI-2

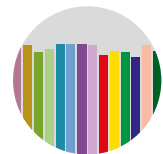
### Type



### Colours



### Light distributions



CRI  $\geq$  95  
 R9  $\geq$  90



360° rotatable  
 90° tiltable



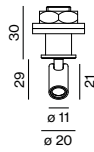
plug & play

## Order options

COLOUR TEMPERATURE	
3000K	0
4000K	1

MATERIAL COLOUR	
● white aluminium RAL 9006	6
● black RAL 9021	8

BEAM ANGLE	
spot 16°	S
medium 24°	M
flood 33°	F



## STADIO 10 surface



INS. POWER	COLOUR TEMP.	LUM. FLUX	ORDER CODE
1W	3000K	53lm	0 1 1 - 8 0 0 0 :: 1 ▽ ▲
	4000K	60lm	

## Electrical accessories

**POWER SUPPLY 24V** 220-240V AC, 200mA, 50-60Hz, PC II  
incl. power cable 2m + connection cable with plug 1m

TYPE	L-W-H (mm)	ORDER CODE
20W   non DIM	111-52-22	0 1 1 - 9 2 1 1 2 1 0
15W   DALI-2	145-33-21	0 1 1 - 9 2 1 1 1 3 0

**INSET POWER** is the current consumption excluding any ballast  
**LUMINOUS FLUX** value calculated for CRI≥95, colour black